

Figure 1: Total Employment supported by Offices of Physicians in Onondaga County, in full-time equivalents.

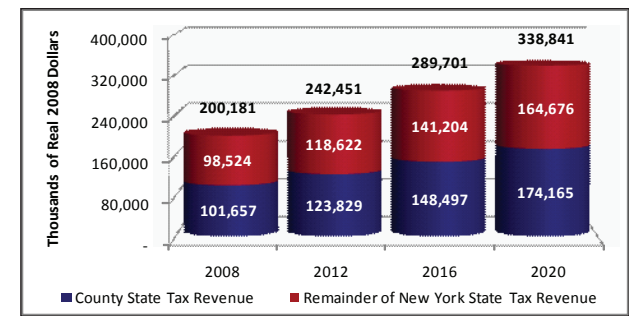
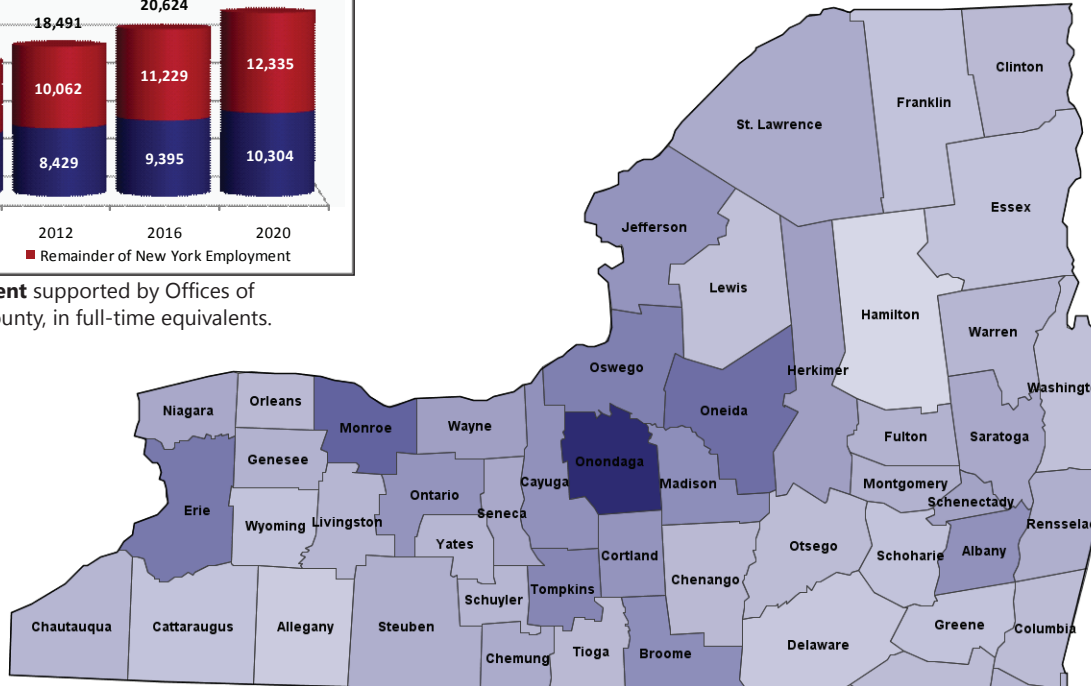


Figure 4: NY State Tax Revenue supported by Offices of Physicians in Onondaga County, in thousands of real 2008 dollars.

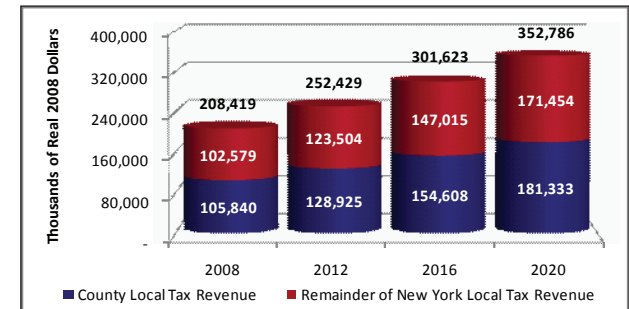


Figure 5: NY Local Tax Revenue supported by Offices of Physicians in Onondaga County, in thousands of real 2008 dollars.

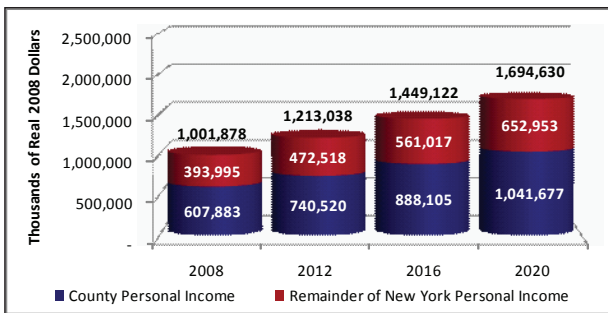


Figure 2: Total Personal Income supported by Offices of Physicians in Onondaga County, in thousands of real 2008 dollars.

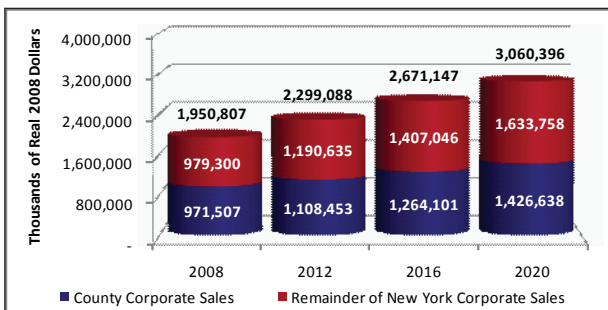
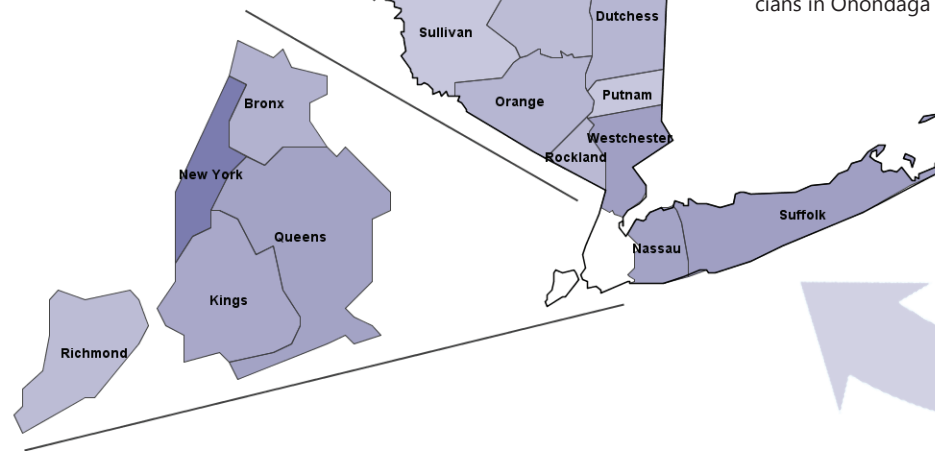


Figure 3: Total Corporate Sales supported by Offices of Physicians in Onondaga County, in thousands of real 2008 dollars.



Map 1: Relative distribution of economic impacts during 2008.

This map indicates relative economic impacts observed in each county of the State of New York that result from the activity of Offices of Physicians in Onondaga County during 2008. Total employment, total personal income, total corporate sales, and total NY tax revenues (state plus local) are equally weighted in this map. Darker blue shading indicates relatively greater observed economic impacts.

| Impact Concept | 2008 | | 2012 | | 2016 | | 2020 | |
|-----------------------|---------|------------|-----------|------------|-----------|------------|-----------|------------|
| | County | Rest of NY | County | Rest of NY | County | Rest of NY | County | Rest of NY |
| Total Employment | 7,505 | 8,943 | 8,429 | 10,062 | 9,395 | 11,229 | 10,304 | 12,335 |
| Total Personal Income | 607,883 | 393,995 | 740,520 | 472,518 | 888,105 | 561,017 | 1,041,677 | 652,953 |
| Total Corporate Sales | 971,507 | 979,300 | 1,108,453 | 1,190,635 | 1,264,101 | 1,407,046 | 1,426,638 | 1,633,758 |
| NY State Tax Revenue | 101,657 | 98,524 | 123,829 | 118,622 | 148,497 | 141,204 | 174,165 | 164,676 |
| NY Local Tax Revenue | 105,840 | 102,579 | 128,925 | 123,504 | 154,608 | 147,015 | 181,333 | 171,454 |

Table 1: Economic Impacts that result from the activity of Offices of Physicians in Onondaga County. Impacts within Onondaga County and within the remainder of the State of New York are indicated. Total employment is in full-time equivalents. Total personal income, total corporate sales, total NY state tax revenue, and total NY local tax revenue are in thousands of real 2008 dollars.

Private Practice Physicians play an increasingly important role in Onondaga County, and the State of New York as a whole, in terms of their contribution to the broader economy. The Medical Society of the State of New York (MSSNY) sponsored an in-depth study to develop an understanding of the total economic impacts of Private Practice Physicians in the State of New York, the Onondaga County portion of which is presented here. Such an understanding is useful for Private Practice Physicians in the pursuit of goals important to them and the patients they serve.

The activity of physicians engaged in the private practice of medicine is classified in the North American Industrial Classification System (NAICS) as "Offices of Physicians," and is given the designation 62111 at the 5-digit level of detail. During 2008, Onondaga County ranked eighth among all counties in the State of New York in terms of the size of this industry. Within Onondaga County during 2008, as compared to other industries, Offices of Physicians ranked:

- 2nd in business establishments
- 4th in employment
- 3rd in personal income
- 6th in corporate sales

Total economic impact for any industry is the aggregate total, across all regions, of three distinct types of economic effect caused by the activity of that industry. Those effect types are:

- **Direct effects:** the total employment, personal income, corporate sales, etc. of an industry
- **Indirect effects:** the total employment, personal income, corporate sales, etc. required to provide all goods and services consumed by an industry in the process of conducting business
- **Induced effects:** the total employment, personal income, corporate sales, etc. required to provide all goods and services consumed by employees of an industry in the process of utilizing their personal income

(text continues on back)

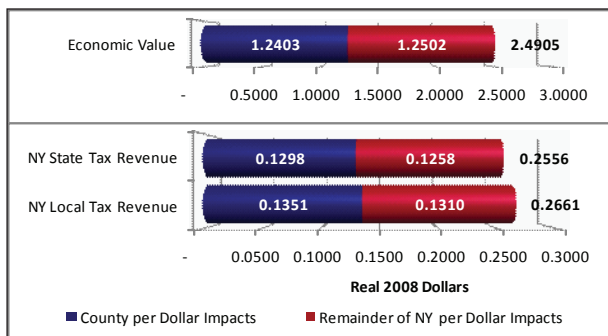


Figure 6: Economic Impacts per Dollar spent on Private Practice Medical care in Onondaga County, in real 2008 dollars. Indicated are economic value (total corporate sales) generated, and New York state and local tax revenue collected.

The Redyn model, a product of Specialized Analytics, was used to determine the total economic impact of Offices of Physicians in Onondaga County. Five key measures of these economic impacts within the State of New York are presented here for 2008 through 2020, in four-year increments. Those concepts and the figures in which they are displayed are:

- total employment supported - **Figure 1**
- total personal income created - **Figure 2**
- total corporate sales generated - **Figure 3**
- New York state tax revenue - **Figure 4**
- New York local tax revenue - **Figure 5**

All five key measures are summarized in **Table 1**. Economic impacts per dollar spent on Private Practice Medical care in Onondaga County during 2008 are displayed in **Figure 6**, and include:

- economic value (total corporate sales) per dollar
- NY state tax revenue per dollar
- NY local tax revenue per dollar

Finally, relative economic impacts during 2008 of Offices of Physicians in Onondaga County on all counties in the State of New York are displayed in **Map 1**.

The Medical Society of the State of New York (MSSNY) represents the interests of patients and physicians in an ongoing effort to assure quality health care services for all New Yorkers. It is the largest and oldest organization of licensed physicians, medical residents, and medical students in the State of New York. Members participate in both the state society and in their local county medical societies.

The MSSNY is a non-profit organization committed to representing the medical profession as a whole and advocating health related rights, responsibilities and issues. The MSSNY strives to promote and maintain high standards in medical education and in the practice of medicine in an effort to ensure that quality medical care is available to the public.

Copyright © 2009 by the Medical Society of the State of New York (MSSNY)

Prepared for the MSSNY by Specialized Analytics and Kavet, Rockler & Associates.

All rights reserved. No part of this work may be reproduced or transmitted in any form or by any means without permission of the MSSNY.



Economic Impacts of Private Practice Physicians in Onondaga County, NY